



This project is co-funded by
the European Union



Executive Summary of Parliamentary Performance

Monitoring Report at the Local Level

The First Non-Ordinary Session of the Nineteenth Parliament

«Project of Empowering Jordanian CBOs to Enhance Local Parliamentary Accountability»

Issued by

We Participate for Civil Society Development

June 2021



Executive Summary of Parliamentary Performance Monitoring Report at the Local Level

The First Non-Ordinary Session of the Nineteenth Parliament

«Project of Empowering Jordanian CBOs to Enhance Local Parliamentary Accountability»

Issued by

We Participate for Civil Society Development

June 2021

Report Prepared by

Mahmoud AlSbaihat

General Director of We Participate for Civil Society Development

Abdo Alnawaiseh

Sara Abu Salma

Waed Hatamleh

Designed and Produced by

Kamal Qasim

The preparation of this report was co-funded by the European Union and the Spanish Agency for International Development Cooperation (AECID). The content of the report is the sole responsibility of We Participate for Civil Society Development and does not necessarily represent the views of the European Union and the Spanish Agency for International Development Cooperation.

Contents

Introduction

7

Report

Preparation

Methodology

8

We Participate

Center for

Civil Society

Development

9

Project of Empowering Jordanian CBOs to Enhance Local Parliamentary Accountability

10

Community Coalition for Monitoring MPs Performance (Musharakah)

11

Partners

12

Comparison of Report Findings
of the Fourth Ordinary Session
of the Eighteenth Parliament
and Report Findings of the
First Non-ordinary Session of
the Nineteenth Parliament

14

Quantitative Results
of A Questionnaire
about Monitoring
the Performance of
the Parliament

22

Recommendations
for the Report's
Findings to Improve
Parliamentary Work

51

Introduction

This Report aims at enhancing the Parliament performance through performance indicators of members of parliaments (MPs) according to the local point of view in order to strengthen the ties with the voters. The Report shall inform all stakeholders, such as voters, civil society organizations, and MPs, of the standards of legislation to examine the suitability of the government's decisions and legislations to the citizens' needs and aspirations, thus, closing the gap between decision makers and citizens, and strengthening the relationship of all parties in order to improve the parliamentary work so that it meets the aspirations of the electoral bases.

The Report informs electoral bases of the performance of the MPs and enables them to use the information and findings of the Report as an observation tool to question MPs which enhances responsibility and accountability and raises awareness of these principles. The Report also serves to help future voters better choose their representatives and improve standards of such a choice.

The indicators and findings can help MPs improve their performance through more communication with the electoral bases to reflect their aspirations and needs in relation to monitoring and legislation.

The need to build effective relations with the electoral bases is considered one of the important tasks MPs should carry out for the constituents' priorities, MPs and the government. MPs are the direct links between the citizens and their government as they get involved in local issues, build legislative solutions, and bring a broad scope of citizen's participation for local decision making which help enhance effective and positive electoral bases participation.

The Report is a reflection of the national responsibility taken by We Participate as a civil society organization to support the reform process in Jordan. The Report also introduces findings that can help build best practices to enhance parliamentary work which positively affects the service of the electoral bases with relation to monitoring and legislation.

Report Preparation Methodology

We Participate Team adopted a clear methodology targeting a chosen sample of the electoral bases. The sample includes members of local/civil society organizations, representatives of political parties, members of local municipalities, members of decentralization councils, members of executive councils, government sector employees, academics, members of the Bar Association, the Engineers Association, Teachers' Syndicate and Doctors' Syndicate, youth activists, women activists, university students, university graduates, employed and unemployed persons, owners of private companies, and retirees from the public and private sectors. Researchers used pre-prepared questionnaires that are based on global monitoring indicators on which they were trained. The questionnaires were directly conducted on responders by researchers.

The Report adopted some indicators to follow-up with MPs performance outside the Parliament and examine if they act in the interests of their constituents. These indicators were based on best practices of monitoring parliamentary performance at the local level. The following are the most important indicators used in the Report to monitor MPs performance at the local level:

- The extent MPs communicate with their constituents
 - Whether constituents are involved in the legislative and oversight decision-making processes and also in the discussion's MPs have in the Parliament about laws
 - If citizens can reach MPs easily
 - Whether MPs form community committees or offices in their electoral districts
 - If MPs hold regular meetings with their constituencies and use different social media platforms to communicate with them.
-

We Participate Center for Civil Society Development

We Participate is a Jordanian non-profit non-governmental civil society center, established in 2014 by young Jordanian activists in Zarqa city. The Center aims at enforcing accountability and public participation in decision making in Jordan based on democracy and human rights principles. It works also to raise awareness of civil values, such as freedom, equality, justice, and best participation, as well as strengthening social cohesion among Jordanians.

The Center believes that youth and women are the core of social development and that effective participation is the basis of change for a democratic and supportive society. The Center carries out activities that target both youth and women to make sure that they play active roles, designing strategies and developing plans for the center, through discussion sessions addressing societal challenges and their solutions and plans to overcome them.

We Participate has established a network with the civil society organizations by forming a coalition “Musharakah” which consists of 34 local CBOs from different regions of Jordan, including rural and remote areas, Badia, and refugee camps. The aim is to ensure comprehensive participation of local communities across various geographical distributions and economic levels.

Project of Empowering Jordanian CBOs to Enhance Local Parliamentary Accountability

The Project of Empowering Jordanian CBOs to Enhance Local Parliamentary Accountability established by We Participate Center is a leading project at the national and Arab levels. This Project believes in the importance of increasing the participation of local communities in public decision-making by enhancing concepts of societal and institutional accountability and oversight as a consistent approach that contributes to enhancing parliamentary performance, and closing the gap between parliamentarians and electoral bases in order to serve the political reform process in Jordan.

The Project is implemented by We Participate Center with the cooperation of the Community Coalition for Monitoring MPs Performance (Musharaka), which consists of 34 local civil society institutions, and the strategic partnership with AL-Hayat Center-Based, all under Qararuna Program, funded by the EU and AECID.

The Project of Empowering Jordanian CBOs to Enhance Local Parliamentary Accountability comes as a response to the fourth component of Qararuna's EU-JDID which is "supporting the civil society to contribute to democratic governance and policy making in Jordan", in addition to its basic components of supporting parliaments, elections and political parties.

Community Coalition for Monitoring MPs Performance (Musharakah)

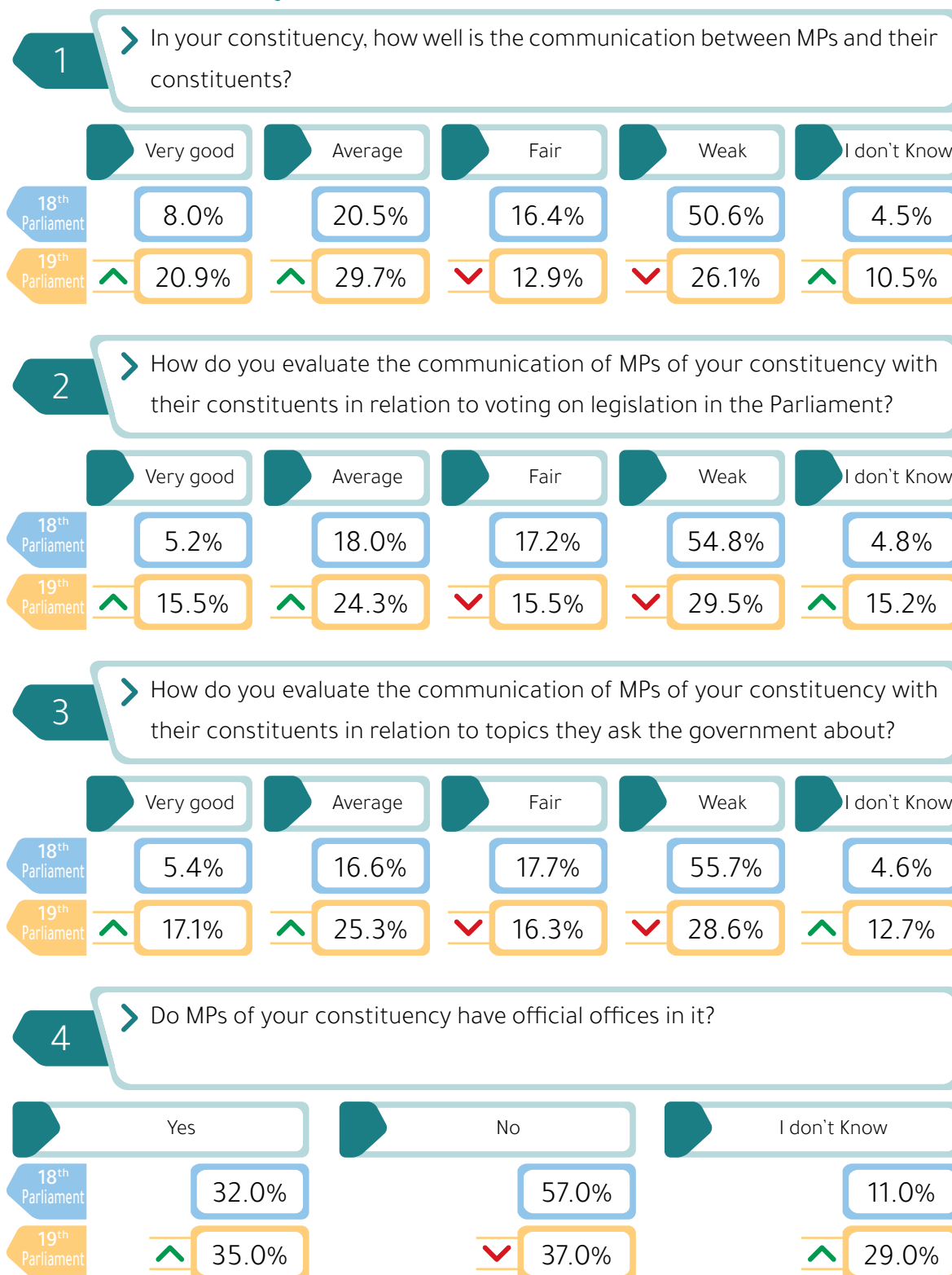
Based on the importance of the national role played by civil society institutions and to achieve public interest, We Participate Center has launched the Community Coalition for Monitoring MPs Performance (Musharakah) in order to enhance community monitoring and to strengthen positive ties between civil society institutions and elected houses. This was also done following what has been mentioned in the Fourth Royal Discussion Paper published by His Majesty King Abdullah II which states that “..one of the key requirements for democratization efforts is enhancing the role of civil society in monitoring and elevating the political performance of all institutions, by enrooting a democratic culture across society that guarantees a tangible bottom-up change.”

Partners

No.	Partner	No.	Partner
1	We Rise	17	Qudrat for Community Development
2	Chechen Charitable Society for Women	18	Fada Al Watan Association
3	Qalqilya Charitable Society	19	Medaba Institution for Civil Society Development
4	I am a Human Society for Rights of Persons with Disability	20	Takamul Society for Development and Human Development
5	Wahdat Cultural Forum Association	21	Opinions without Borders for Sustainable Development
6	Al-Hayat Center - Rased	22	Al-Wadi Youth Charity Association
7	Nawafth for Development and Training	23	Musa Alsaket Development Organization
8	Zahr Al Rumman Charitable Society	24	Intermediaries Change Center
9	Ambassadors of Humanity Association for Relief and Human Rights	25	Future Association for Environmental Protection and Sustainable Development
10	Ordun Al Atta Association	26	Window of the South for Community Development
11	Lawyers without Borders	27	Creativity for Development and Training
12	Shu'aa For Children And Women Welfare Charitable Society	28	Al Lajjoun Center for Development and Training
13	Athar Association for Youth Development	29	Afaq Society for Human Development
14	Al Aman Association for Consultancy and Rehabilitation of Human Rights	30	Youth of Tomorrow Center for Civil Society Development
15	Rafid Knowledge for Development and Training	31	Naqira Women's Association for Social Development
16	Afaq Jordan for Development and Training		

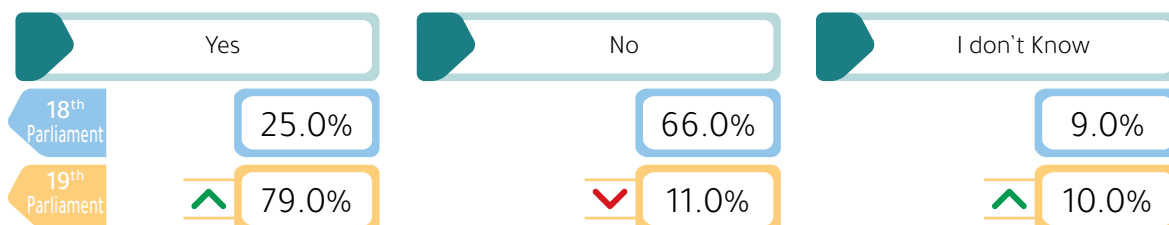


Comparison of Report Findings of the Fourth Ordinary Session of the Eighteenth Parliament and Report Findings of the First Non-ordinary Session of the Nineteenth Parliament



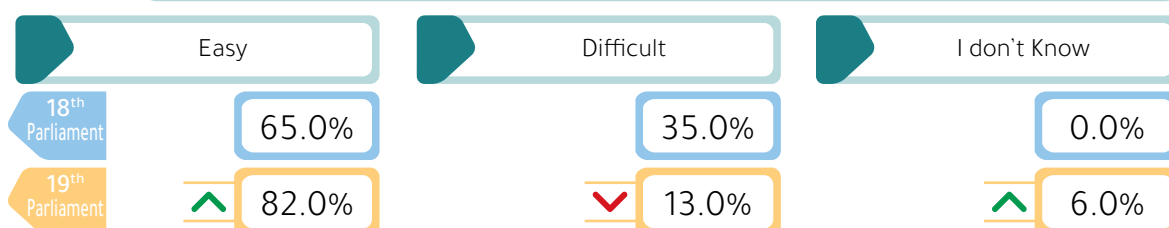
5

> Are the offices of MPs known to their constituents?



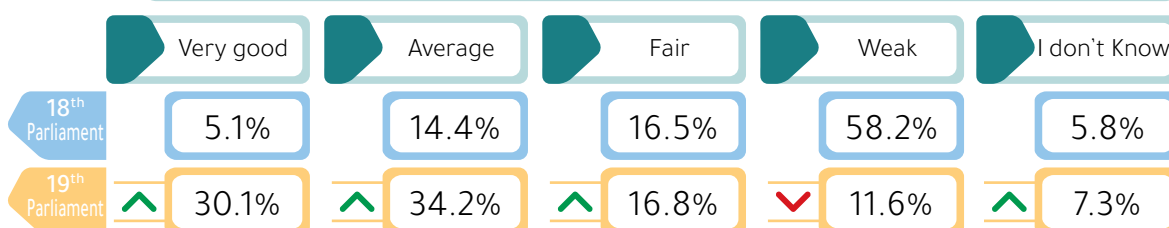
5.1

> How easy is it for citizens to access MPs offices?




6

> How effective are MPs' offices in your constituency?



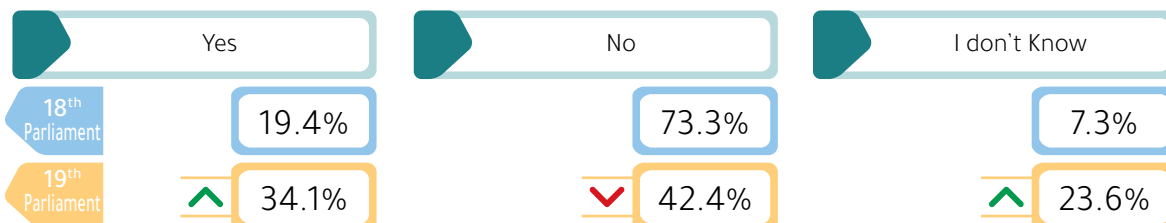
6.1

> How committed are these offices with the working hours?



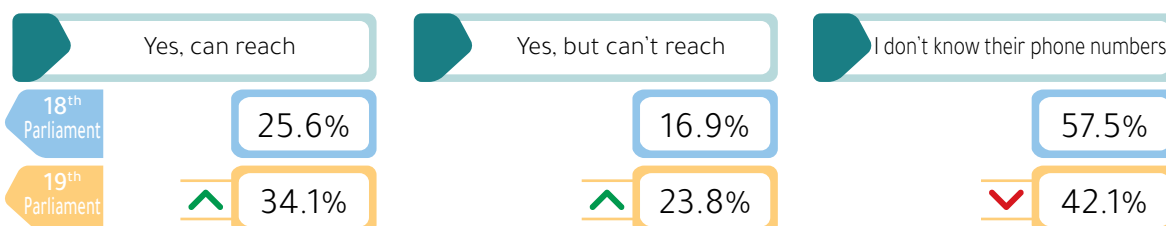
7

> Do MPs of your constituency have community committees as links between the parliamentarian and his/her constituents?



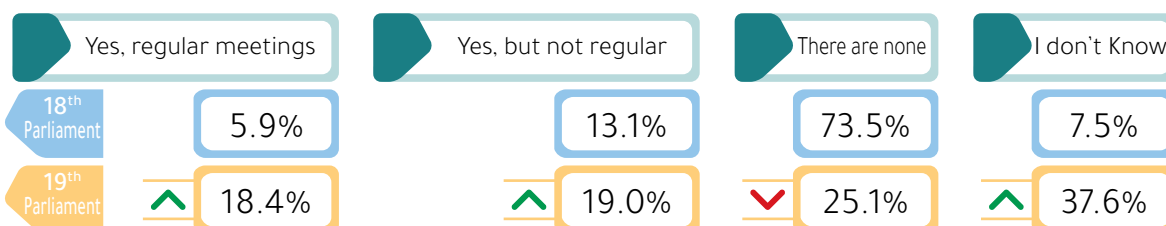
8

> Do you have the phone numbers of MPs of your constituency?



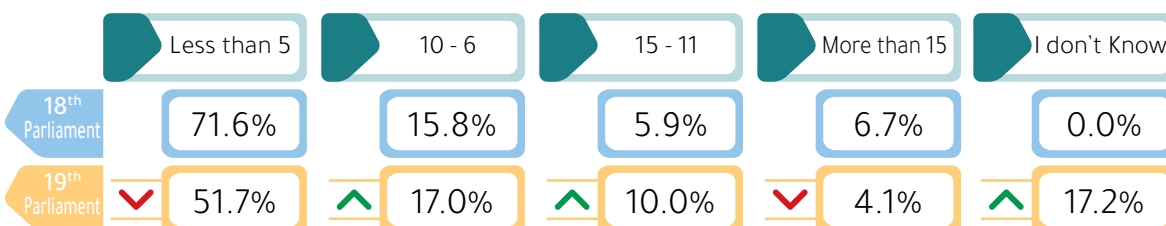
9

> Are there regular meetings held by MPs in order to know the needs and priorities of the constituency?



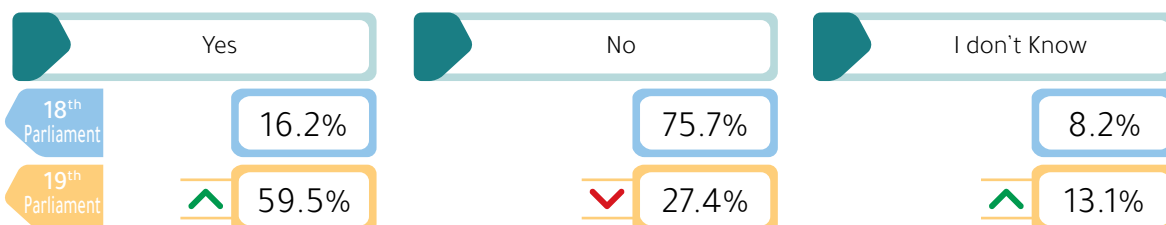
10

> How many meetings of MPs did you attend?



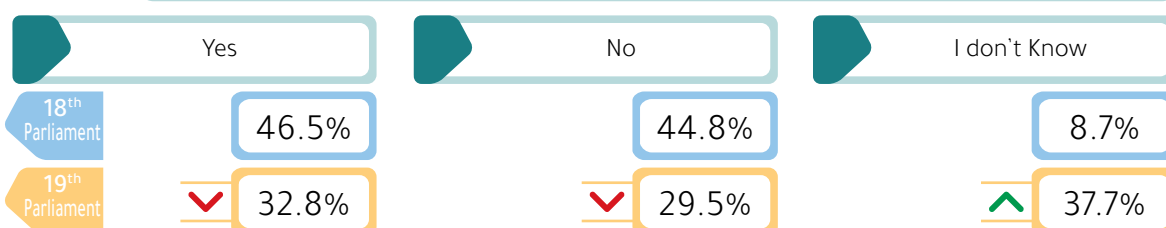
11

> Are the works of MPs of your constituency, which are conducted inside the Parliament, announced to citizens during the regular meetings held by those MPs?



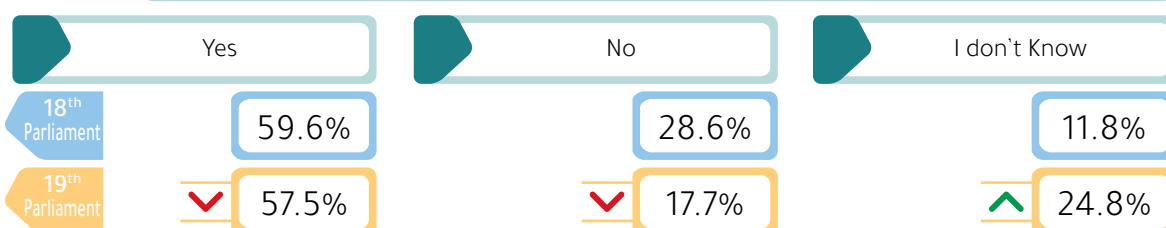
12

> Do MPs of your constituency have official accounts on social media, such as Twitter, or Instagram?




13

> Do MPs of your constituency have Facebook accounts to communicate with the citizens?



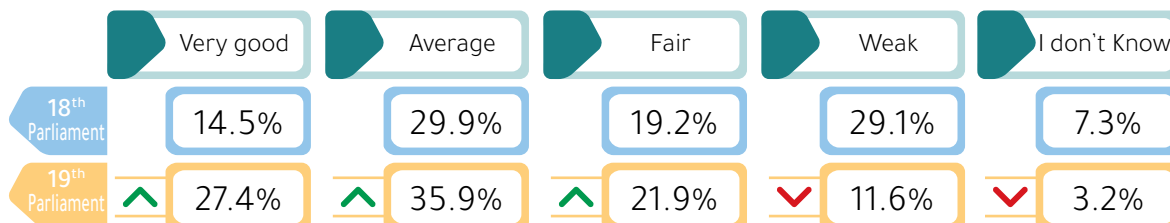
14

> How active are MPs of your constituency on their social media accounts?



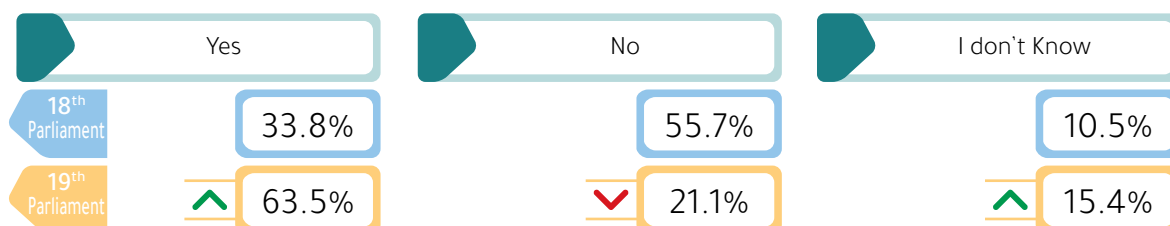
15

> How well are you familiar with the social media accounts of the MPs of your constituency?



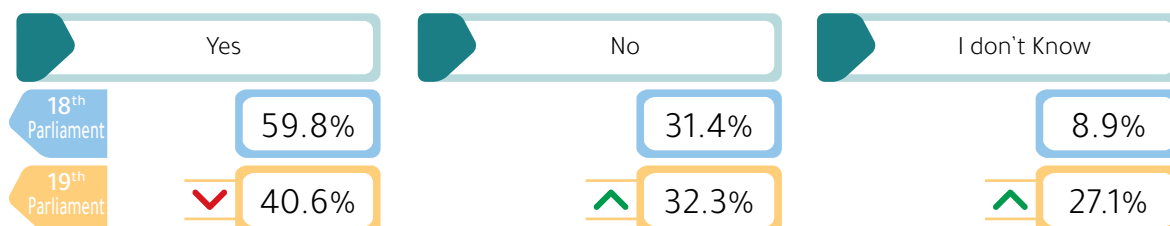
16

> Are the works of MPs of your constituency, which are conducted inside the Parliament, announced to citizens on the social media accounts of those MPs?



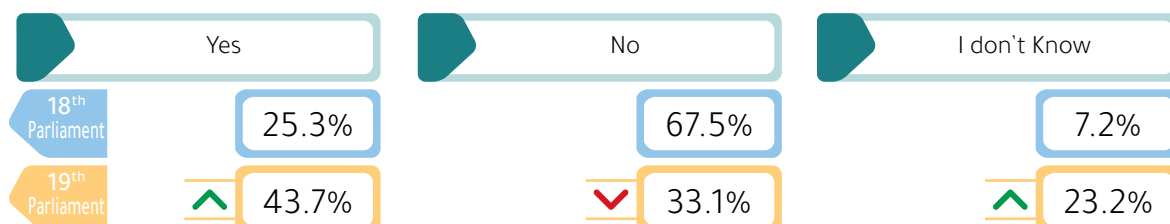
17

> Do MPs of your constituency provide services to certain people within the same constituency?



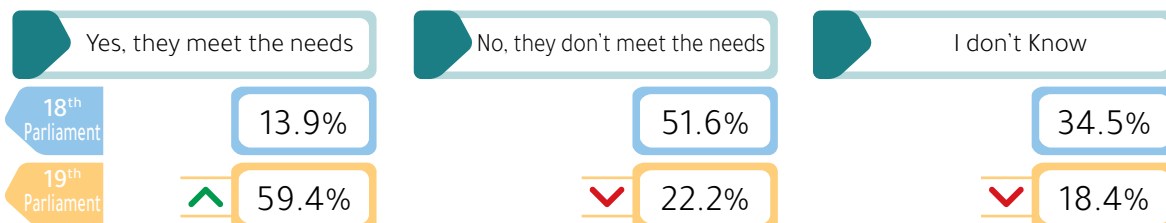
18

> Do MPs of your constituency provide services at the constituency level that benefit all constituents?



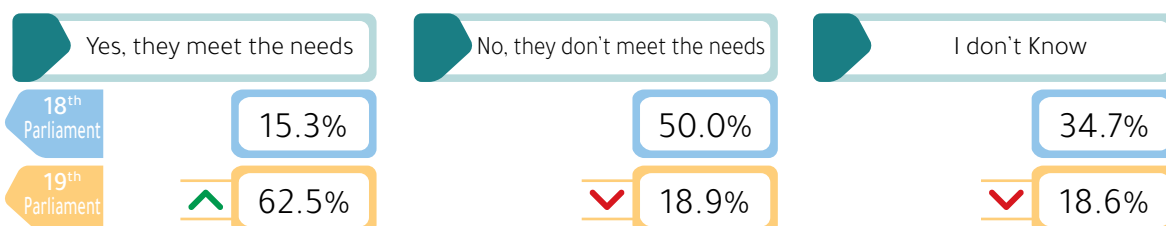
19

> What are the types of services provided by MPs of your constituency and do they meet the legislative needs and priorities of the constituency?



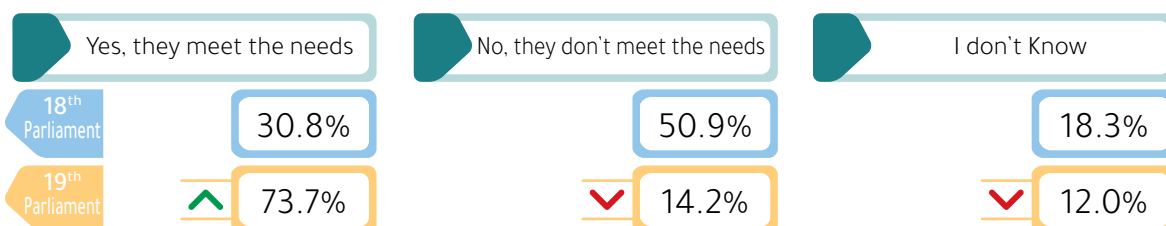
20

> What are the types of services provided by MPs of your constituency and do they meet the oversight needs and priorities of the constituency?



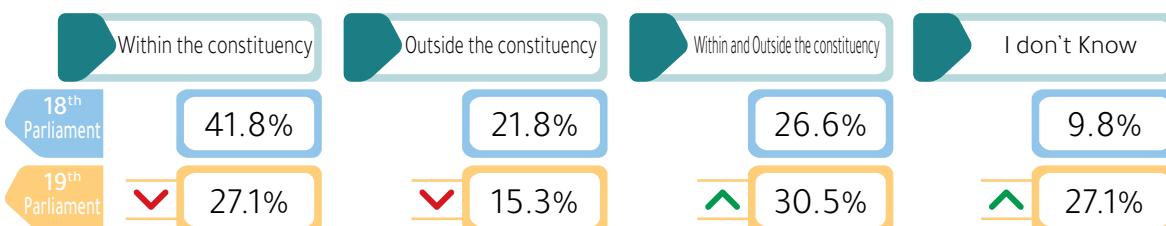
21

> What are the types of services provided by MPs of your constituency and do they meet the needs and priorities of the constituency in relation to services?



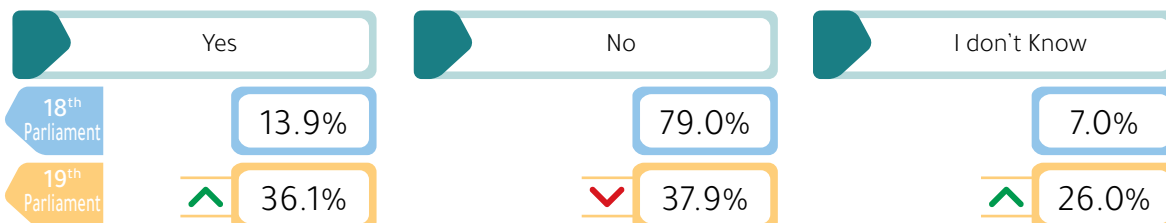
22

> Where are the MPs of your constituency located?



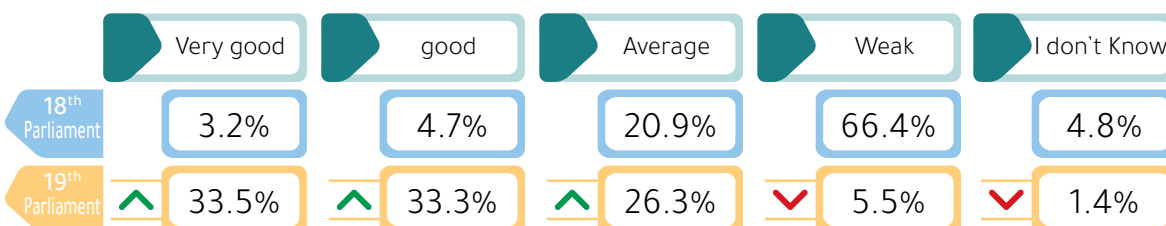
23

> Do MPs of your constituency have real and clear programs?



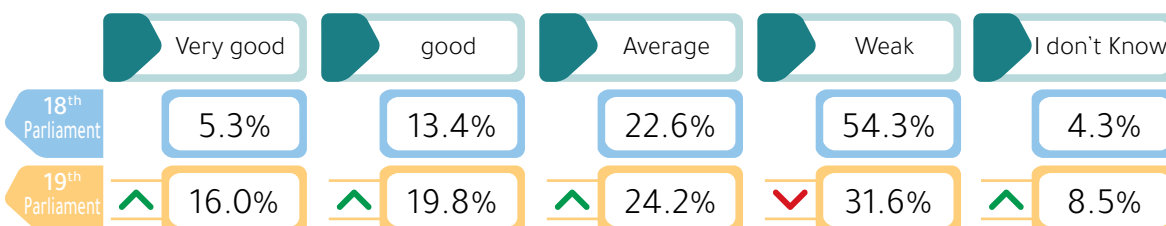
24

> To what extent do MPs of your constituency implement their parliament elections program?



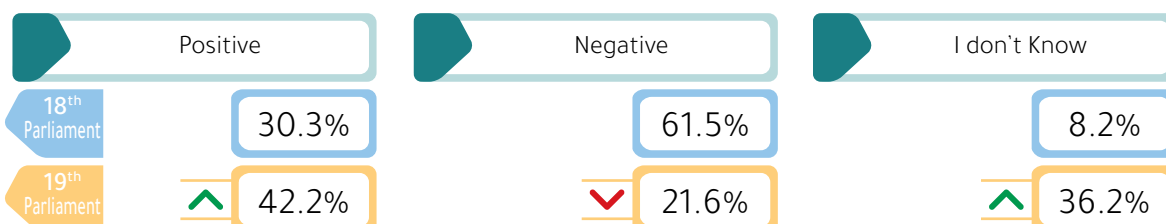
25

> How do you evaluate MPs of your constituency in terms of how they tackle public issues?



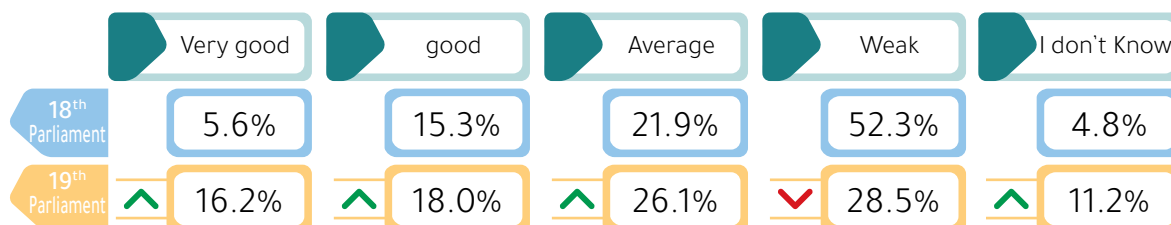
26

> What is the stance of MPs of your constituency towards regional or international issues?



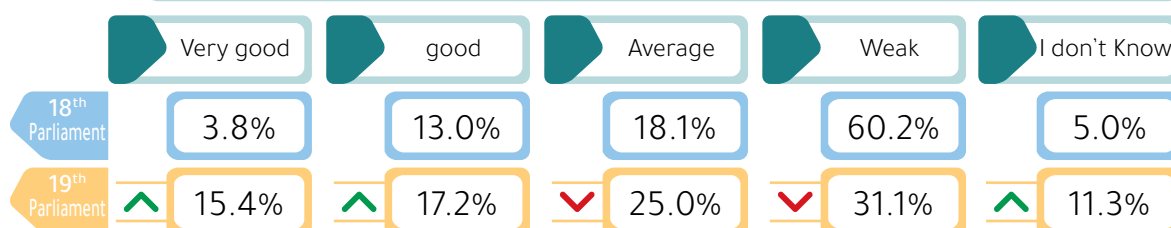
27

> How do you evaluate MPs of your constituency in relation to their communication and participation with civil society institutions?



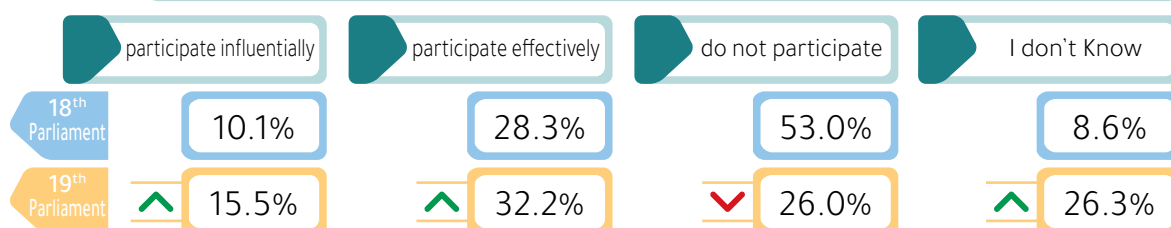
28

> How do you evaluate the official statements of the MPs of your constituency and their effect on citizens?



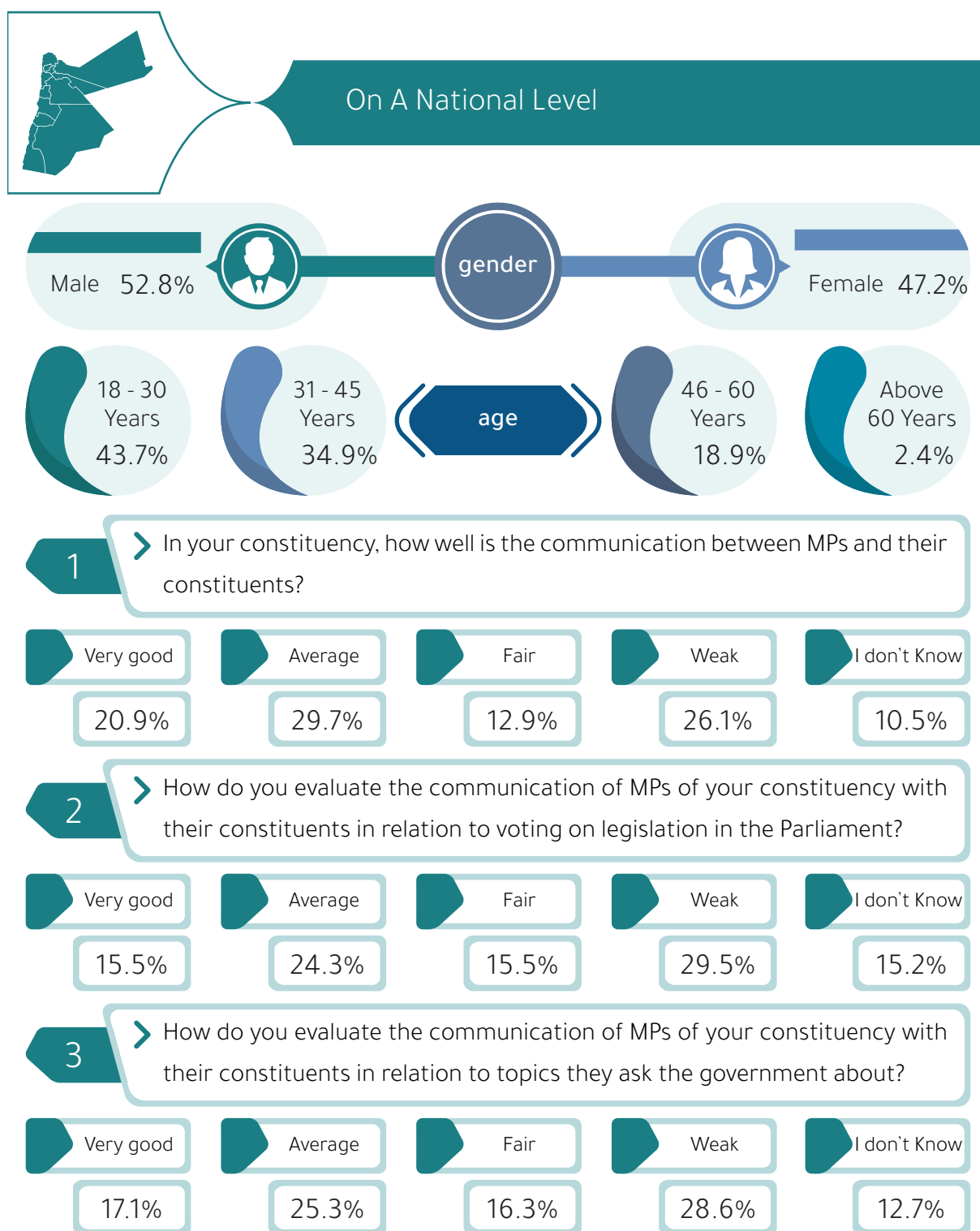
29

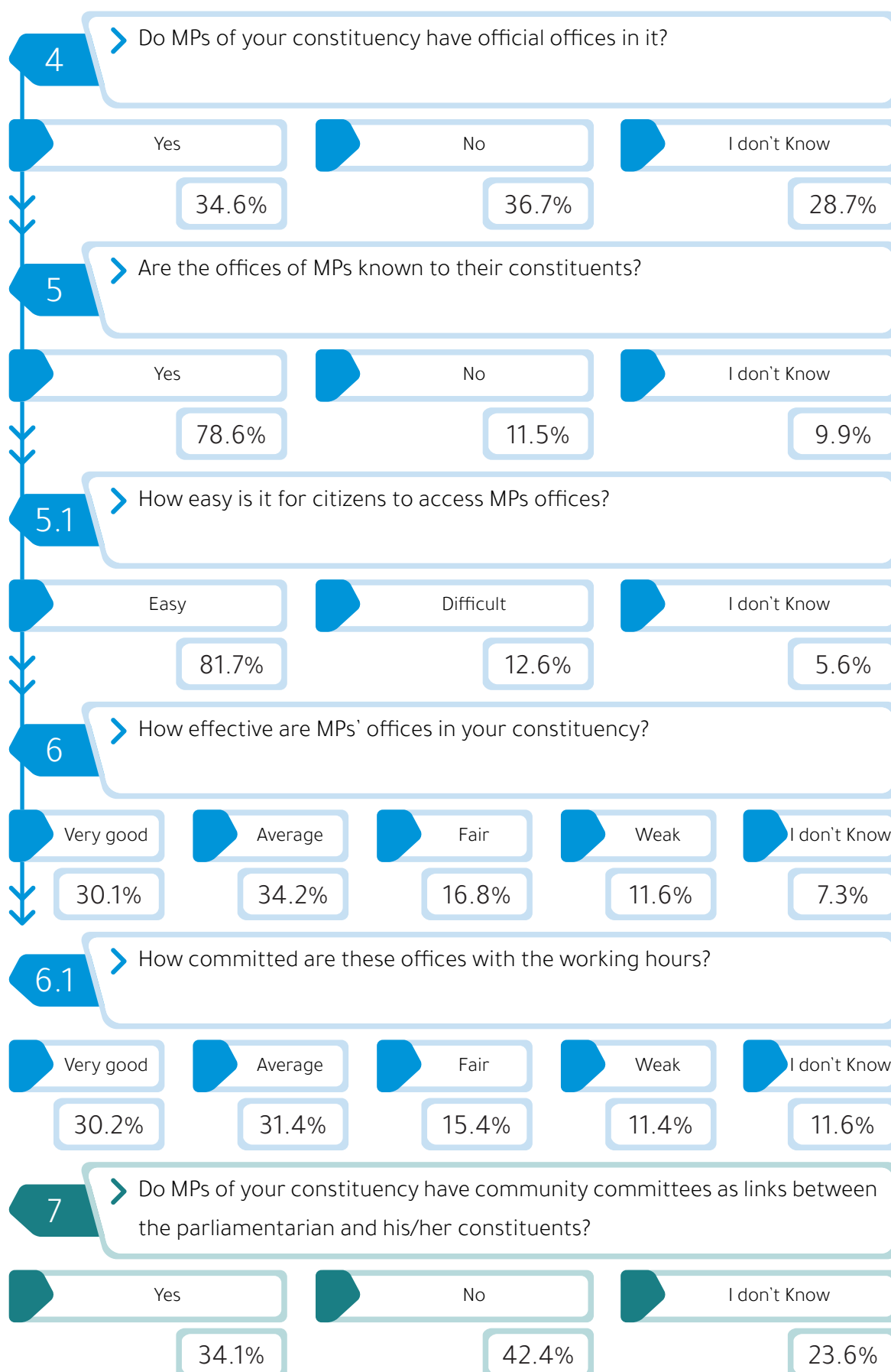
> Do MPs of your constituency participate in media interviews and meetings?

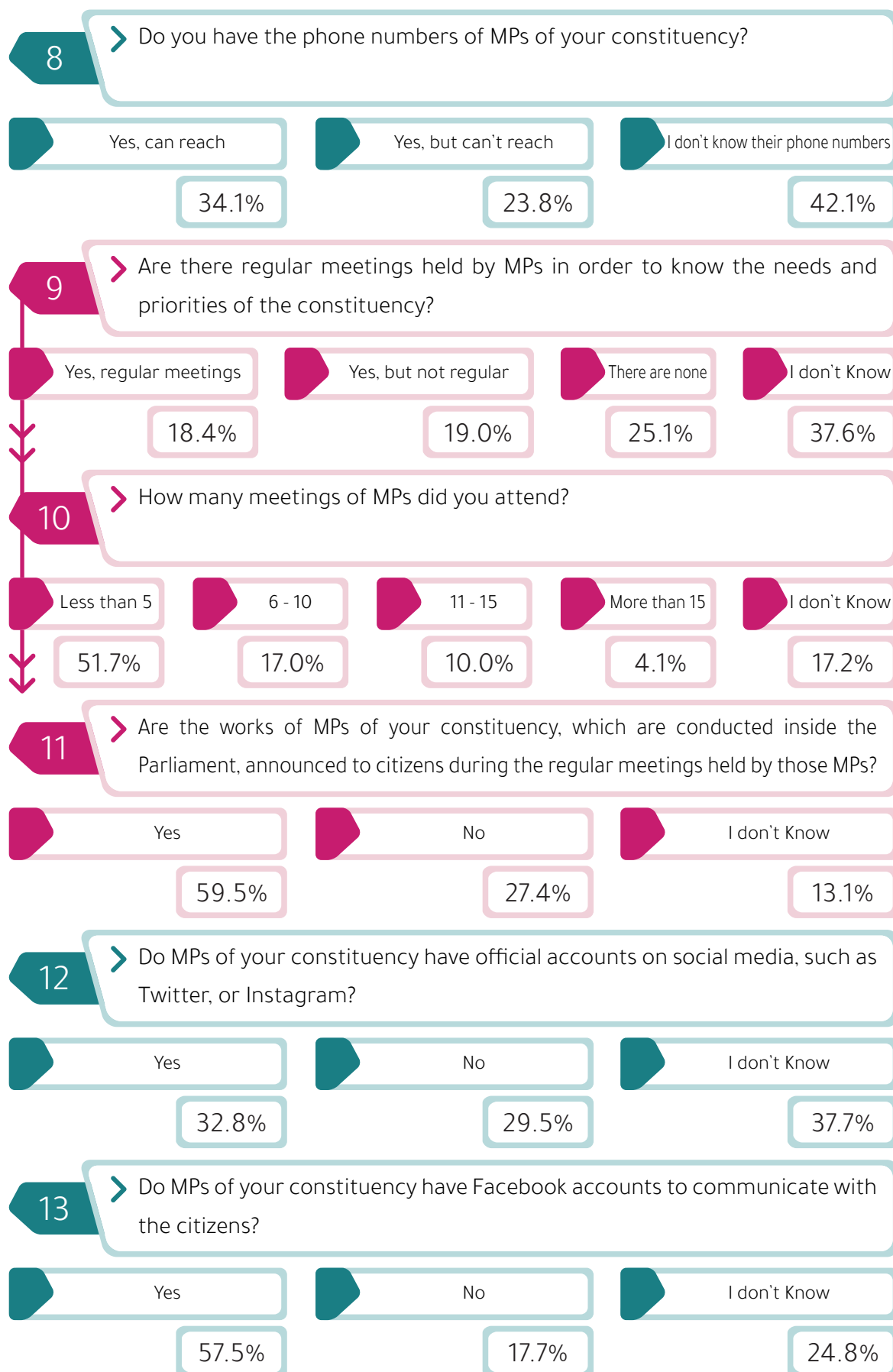


Quantitative Results of A Questionnaire about Monitoring the Performance of the Parliament at the National Level

This part presents the findings at the National level in order to communicate them to all stakeholders. The detailed report, however, contains all findings extracted.

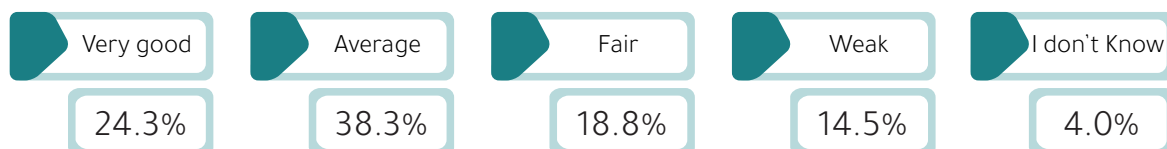






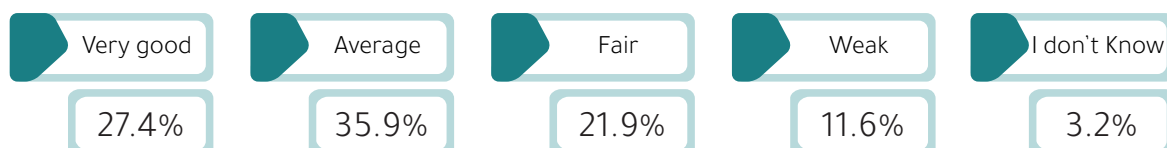
14

> How active are MPs of your constituency on their social media accounts?



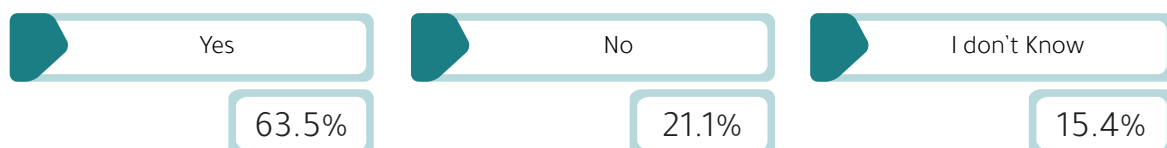
15

> How well are you familiar with the social media accounts of the MPs of your constituency?



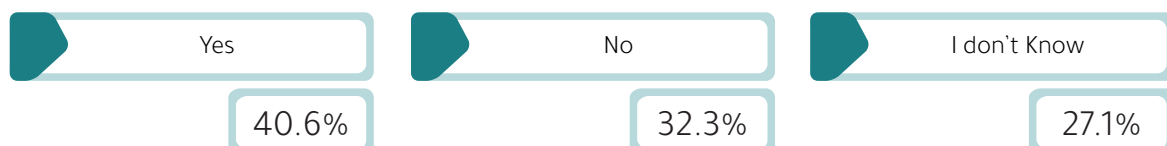
16

> Are the works of MPs of your constituency, which are conducted inside the Parliament, announced to citizens on the social media accounts of those MPs?



17

> Do MPs of your constituency provide services to certain people within the same constituency?



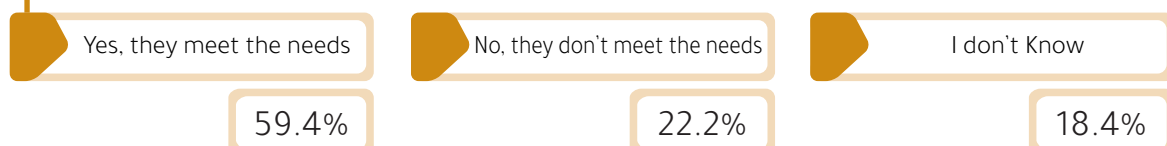
18

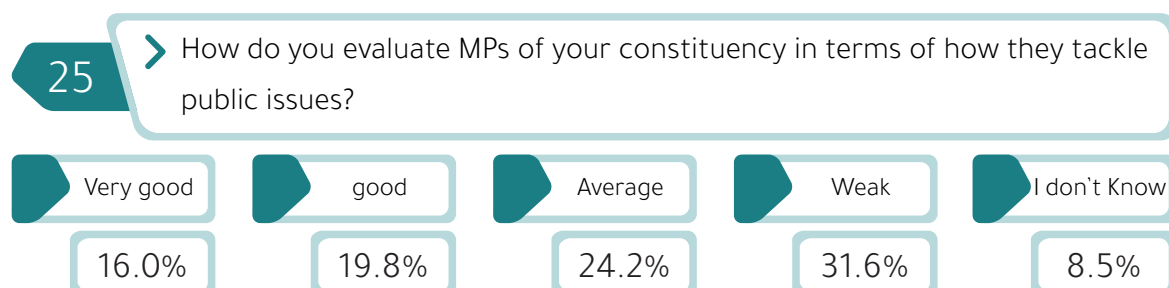
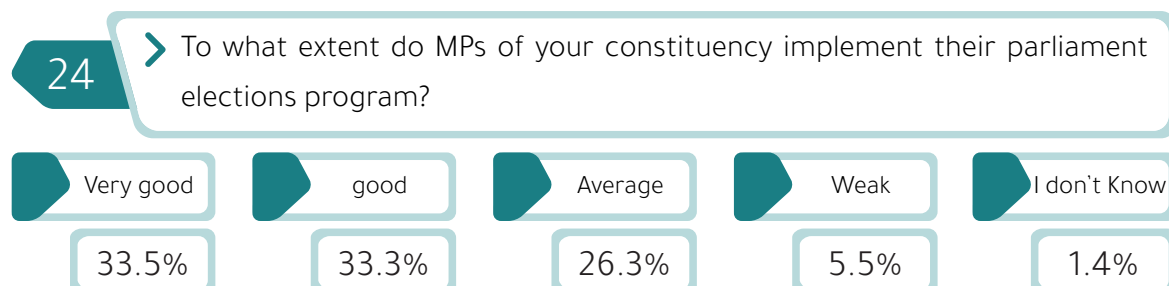
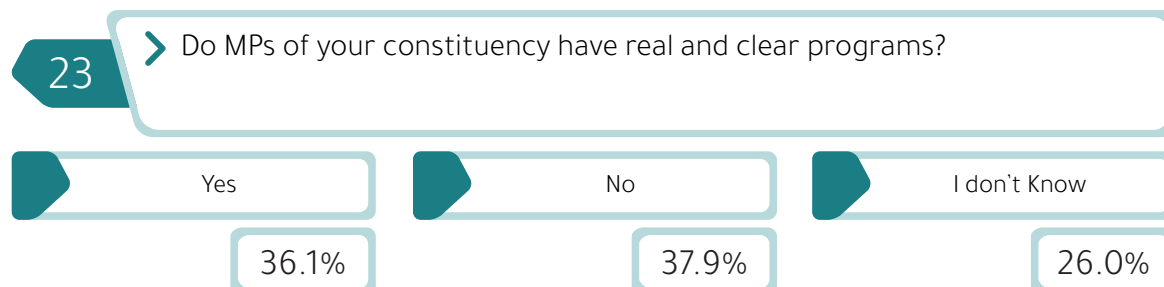
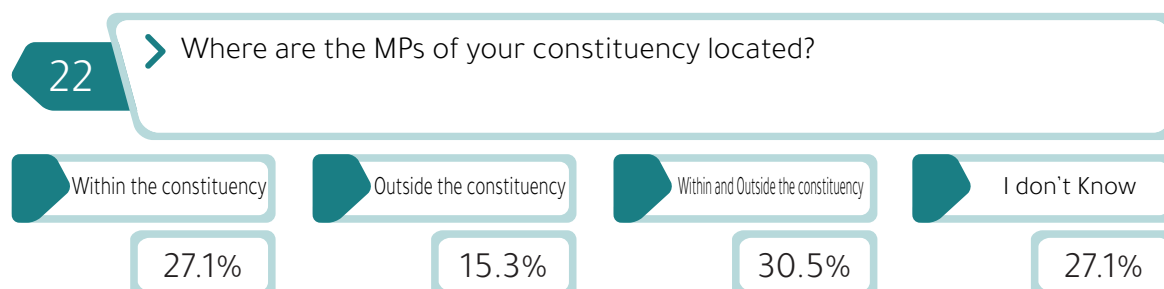
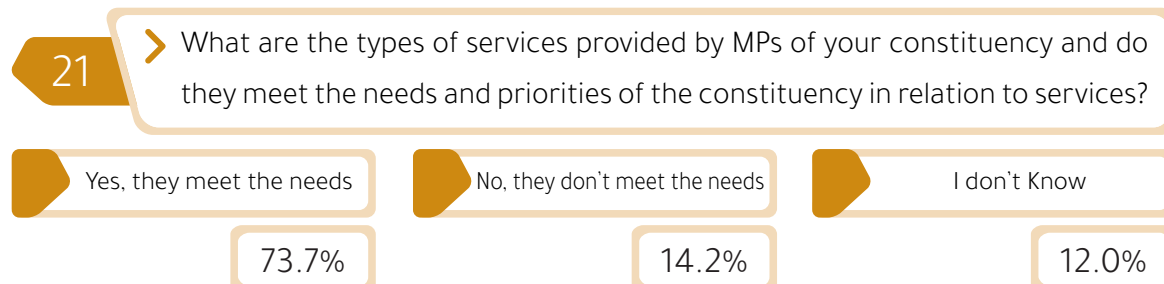
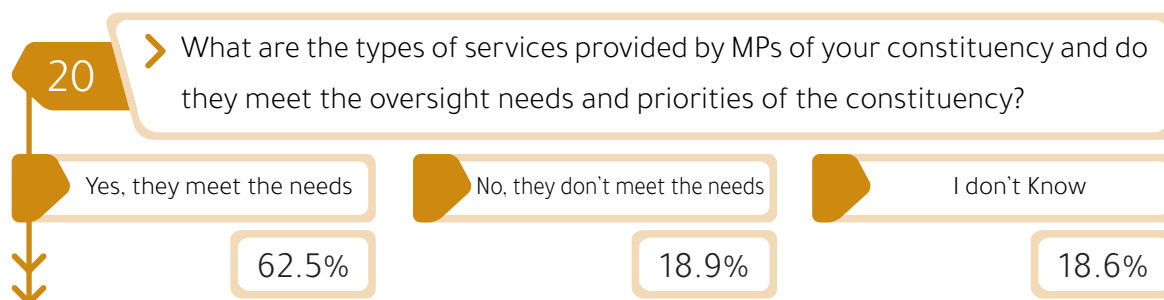
> Do MPs of your constituency provide services at the constituency level that benefit all constituents?

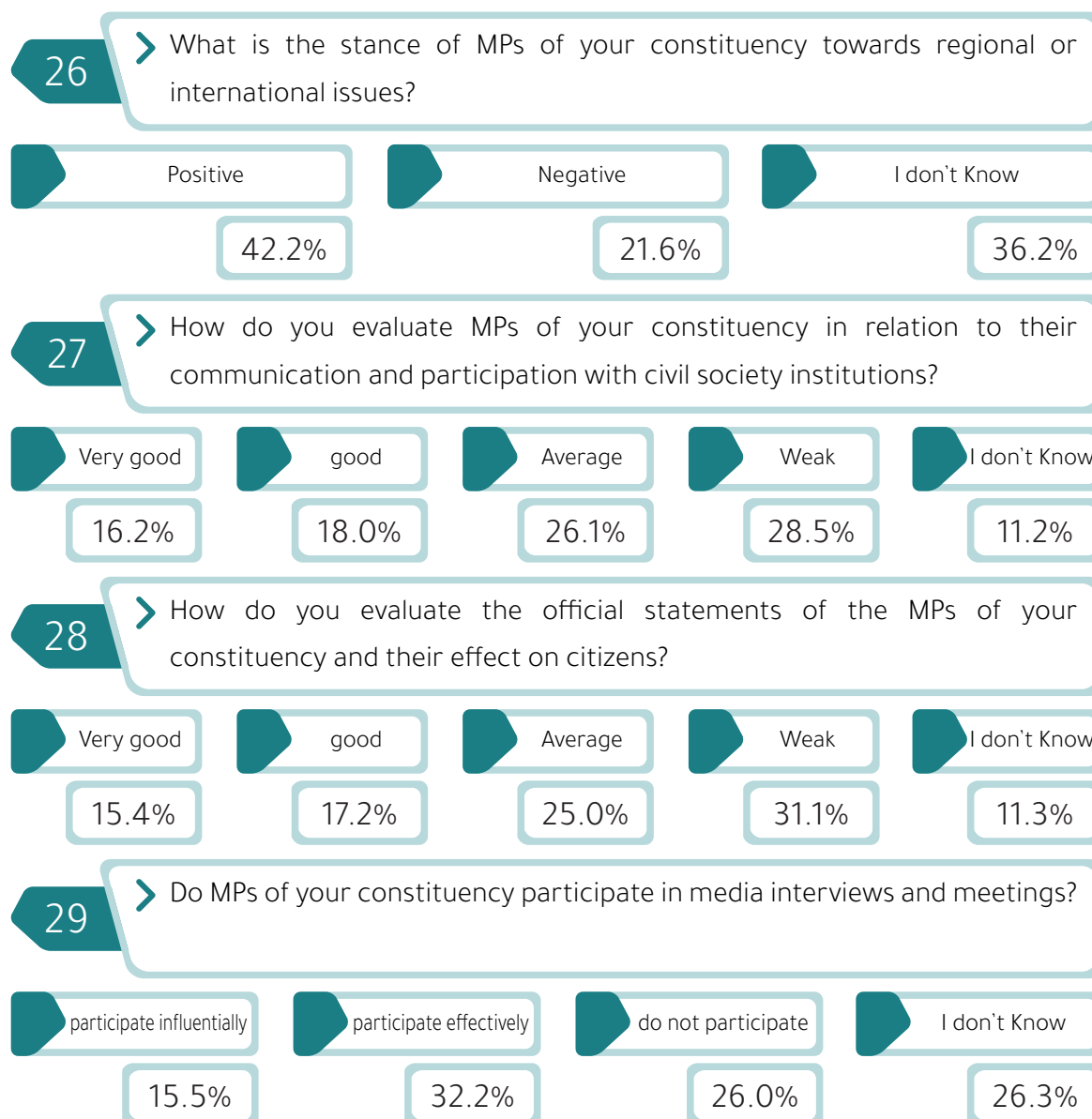


19

> What are the types of services provided by MPs of your constituency and do they meet the legislative needs and priorities of the constituency?







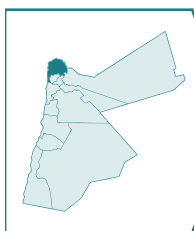
Quantitative Results of A Questionnaire about Monitoring the Performance of the Parliament at the Constituency Level

This part presents the findings at the constituency level in order to communicate them to all stakeholders. The detailed report, however, contains all findings extracted.



Irbid 1st Electoral District

- » Respondents gender: Male= 43.2% Female= 56.8%
- » There was a good representation of all age segments in the society:
18- 30 years old= 30.9% 31- 45= 55.5% 46- 60= 11.6% above 60= 2.0%
- » The results of the question about the communication between MPs and their constituents are as follows:
Very good= 17.6% Average = 40.9% Fair= 29.2% Weak= 15.3% I don't Know= 0.3%
- » The results of the question about the voting of MPs on legislation in the Parliament are as follows:
Very good= 19.9% Average= 33.9% Fair= 29.2% Weak= 16.9% I don't Know= 0.0%
- » The results of the question about MPs' questions they ask the government about in the Parliament are as follows:
Very good= 21.3% Average= 37.2% Fair= 25.2% Weak= 16.3 I don't Know= 0.0%
- » The results of the question about MPs' offices are as follows:
Yes, they have= 58.8% No, they don't= 10.0% I don't Know= 31.2%
- » The results of the question about how committed are the offices with the working hours are as follows:
Very good= 29.9% Average= 35.0% Fair= 23.7% Weak= 1.7% I don't Know= 9.6%
- » The results of the question about community committees MPs form to communicate with their constituents are as follows:
Yes, they have committees= 63.1% No, they don't have committees= 11.6%
I don't Know= 25.2%
- » The results of the question about MPs having Facebook accounts are as follows:
Yes= 67.4% No= 11.0% I don't Know= 21.6%
- » The results of the question about MPs having real and clear programs are as follows:
Yes= 62.8% No= 15.3% I don't Know= 21.9%



Irbid 2nd Electoral District

- » Respondents gender: Male= 67.1% Female= 32.9%

- » There was a good representation of all age segments in the society:
18- 30 years old= 38.1% 31- 45= 53.2% 46- 60= 7.1% above 60= 1.6%

- » The results of the question about the communication between MPs and their constituents are as follows:
Very good= 19.4% Average = 44.4% Fair= 10.7% Weak= 25.0% I don't Know= 0.4%

- » The results of the question about the voting of MPs on legislation in the Parliament are as follows:
Very good= 21.4% Average= 40.1% Fair= 11.9% Weak= 26.6% I don't Know= 0.0%

- » The results of the question about MPs' questions they ask the government about in the Parliament are as follows:
Very good= 21.3% Average= 37.2% Fair= 0.0% Weak= 25.2% I don't Know= 16.3%

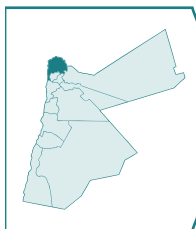
- » The results of the question about MPs' offices are as follows:
Yes, they have= 49.6% No, they don't= 39.7% I don't Know= 10.7%

- » The results of the question about how committed are the offices with the working hours are as follows:
Very good= 33.6% Average= 55.2% Fair= 3.2% Weak= 2.4% I don't Know= 5.6%

- » The results of the question about community committees MPs form to communicate with their constituents are as follows:
Yes, they have committees= 53.2% No, they don't have committees= 34.9%
I don't Know= 11.9%

- » The results of the question about MPs having Facebook accounts are as follows:
Yes= 59.1% No= 28.2% I don't Know= 12.7%

- » The results of the question about MPs having real and clear programs are as follows:
Yes= 59.1% No= 31.3% I don't Know= 9.5%



Irbid 3rd Electoral District

- » Respondents gender: Male= 67.1% Female= 32.9%

- » There was a good representation of all age segments in the society:
18- 30 years old= 20.5% 31- 45= 35.1% 46- 60= 36.1% above 60= 8.3%

- » The results of the question about the communication between MPs and their constituents are as follows:
Very good= 19.4% Average = 44.4% Fair= 10.7% Weak= 25.0% I don't Know= 0.4%

- » The results of the question about the voting of MPs on legislation in the Parliament are as follows:
Very good= 2.4% Average= 13.7% Fair= 35.6% Weak= 48.3% I don't Know= 0.0%

- » The results of the question about MPs' questions they ask the government about in the Parliament are as follows:
Very good= 29.8% Average= 25.4% Fair= 17.1% Weak= 27.8% I don't Know= 0.0%

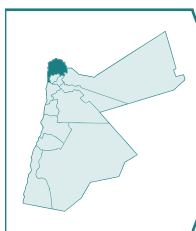
- » The results of the question about MPs' offices are as follows:
Yes, they have= 49.6% No, they don't= 39.7% I don't Know= 10.7%

- » The results of the question about how committed are the offices with the working hours are as follows:
Very good= 33.6% Average= 55.2% Fair= 3.2% Weak= 2.4% I don't Know= 5.6%

- » The results of the question about community committees MPs form to communicate with their constituents are as follows:
Yes, they have committees= 53.2% No, they don't have committees= 34.9%
I don't Know= 11.9%

- » The results of the question about MPs having Facebook accounts are as follows:
Yes= 59.1% No= 28.2% I don't Know= 12.7%

- » The results of the question about MPs having real and clear programs are as follows:
Yes= 59.1% No= 31.3% I don't Know= 9.5%



Irbid 4th Electoral District

- » Respondents gender: Male= 67.1% Female= 32.9%

- » There was a good representation of all age segments in the society:
18- 30 years old= 34.7% 31- 45= 40.7% 46- 60= 23.9% above 60= 0.7%

- » The results of the question about the communication between MPs and their constituents are as follows:
Very good= 22.0% Average = 18.6% Fair= 14.6% Weak= 44.8% I don't Know= 0.1%

- » The results of the question about the voting of MPs on legislation in the Parliament are as follows:
Very good= 23.1% Average= 16.0% Fair= 18.7% Weak= 41.8% I don't Know= 0.4%

- » The results of the question about MPs' questions they ask the government about in the Parliament are as follows:
Very good= 19.0% Average= 19.0% Fair= 18.7% Weak= 43.3% I don't Know= 0.0%

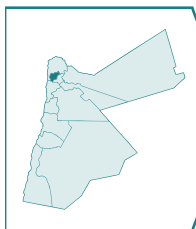
- » The results of the question about MPs' offices are as follows:
Yes, they have= 31.7% No, they don't= 48.9% I don't Know= 19.4%

- » The results of the question about how committed are the offices with the working hours are as follows:
Very good= 38.6% Average= 22.4% Fair= 28.2% Weak= 9.4% I don't Know= 1.2%

- » The results of the question about community committees MPs form to communicate with their constituents are as follows:
Yes, they have committees= 27.2% No, they don't have committees= 57.1%
I don't Know= 15.7%

- » The results of the question about MPs having Facebook accounts are as follows:
Yes= 45.5% No= 36.2% I don't Know= 18.3%

- » The results of the question about MPs having real and clear programs are as follows:
Yes= 24.3% No= 55.2% I don't Know= 20.5%



Ajloun Electoral District

- » Respondents gender: Male= 47.8% Female= 52.2%

- » There was a good representation of all age segments in the society:
18- 30 years old= 64.1% 31- 45= 22.3% 46- 60= 12.0% above 60= 1.6%

- » The results of the question about the communication between MPs and their constituents are as follows:
Very good= 11.6% Average = 11.2% Fair= 6.4% Weak= 31.7% I don't Know= 39.7%

- » The results of the question about the voting of MPs on legislation in the Parliament are as follows:
Very good= 6.4% Average= 13.1% Fair= 2.8% Weak= 30.38% I don't Know= 47.4%

- » The results of the question about MPs' questions they ask the government about in the Parliament are as follows:
Very good= 8.8% Average= 13.1% Fair= 68% Weak= 5% I don't Know= 51.0%

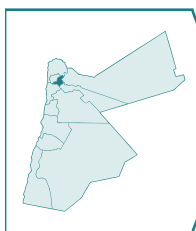
- » The results of the question about MPs' offices are as follows:
Yes, they have= 17.1% No, they don't= 30.7% I don't Know= 52.2%

- » The results of the question about how committed are the offices with the working hours are as follows:
Very good= 16.3% Average= 37.2% Fair= 30.2% Weak= 4.7% I don't Know= 11.6%

- » The results of the question about community committees MPs form to communicate with their constituents are as follows:
Yes, they have committees= 24.7% No, they don't have committees= 48.2%
I don't Know= 27.1%

- » The results of the question about MPs having Facebook accounts are as follows:
Yes= 45.0% No= 14.0% I don't Know= 41.0%

- » The results of the question about MPs having real and clear programs are as follows:
Yes= 25.9% No= 58.2% I don't Know= 15.9%



Jerash Electoral District

- » Respondents gender: Male= 50.4% Female= 49.6%

- » There was a good representation of all age segments in the society:
18- 30 years old= 82.4% 31- 45= 14.8% 46- 60= 2.8% above 60= 0.0%

- » The results of the question about the communication between MPs and their constituents are as follows:
Very good= 26.0% Average = 46.4% Fair= 18.0% Weak= 9.6% I don't Know= 0.0%

- » The results of the question about the voting of MPs on legislation in the Parliament are as follows:
Very good= 60% Average= 22.0% Fair= 0.0% Weak= 29.2% I don't Know= 42.8%

- » The results of the question about MPs' questions they ask the government about in the Parliament are as follows:
Very good= 7.2% Average= 20.8% Fair= 40.0% Weak= 32.0% I don't Know= 0.0%

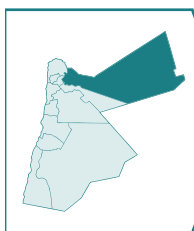
- » The results of the question about MPs' offices are as follows:
Yes, they have= 81.8% No, they don't= 71.6% I don't Know= 9.6%

- » The results of the question about how committed are the offices with the working hours are as follows:
Very good= 36.2% Average= 46.8% Fair= 10.6% Weak= 2.1% I don't Know= 4.3%

- » The results of the question about community committees MPs form to communicate with their constituents are as follows:
Yes, they have committees= 11.6% No, they don't have committees= 84.0%
I don't Know= 4.4%

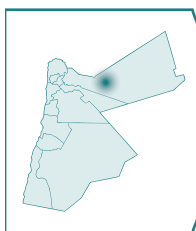
- » The results of the question about MPs having Facebook accounts are as follows:
Yes= 92.4% No= 5.6% I don't Know= 2.0%

- » The results of the question about MPs having real and clear programs are as follows:
Yes= 29.2% No= 67.2% I don't Know= 3.6%



Mafraq Electoral District

- » Respondents gender: Male= 54.7% Female= 45.3%
-
- » There was a good representation of all age segments in the society:
18- 30 years old= 50.4% 31- 45= 33.5% 46- 60= 13.8% above 60= 2.4%
-
- » The results of the question about the communication between MPs and their constituents are as follows:
Very good= 52.0% Average = 30.9% Fair= 8.0% Weak= 10.2% I don't Know= 5.1%
-
- » The results of the question about the voting of MPs on legislation in the Parliament are as follows:
Very good= 36.6% Average= 36.6% Fair= 1.2% Weak= 13.8% I don't Know= 11.8%
-
- » The results of the question about MPs' questions they ask the government about in the Parliament are as follows:
Very good= 40.6% Average= 33.1% Fair= 14.2% Weak= 10.6% I don't Know= 1.6%
-
- » The results of the question about MPs' offices are as follows:
Yes, they have= 52.4% No, they don't= 31.9% I don't Know= 15.7%
-
- » The results of the question about how committed are the offices with the working hours are as follows:
Very good= 27.8% Average= 43.6% Fair= 13.5% Weak= 4.5% I don't Know= 10.5%
-
- » The results of the question about community committees MPs form to communicate with their constituents are as follows:
Yes, they have committees= 67.7% No, they don't have committees= 24.8%
I don't Know= 7.5%
-
- » The results of the question about MPs having Facebook accounts are as follows:
Yes= 74.0% No= 16.5% I don't Know= 9.4%
-
- » The results of the question about MPs having real and clear programs are as follows:
Yes= 69.3% No= 14.0% I don't Know= 41.0%



North Badia Electoral District

- » Respondents gender: Male= 51.2% Female= 48.8%

- » There was a good representation of all age segments in the society:
18- 30 years old= 62.9% 31- 45= 29.3% 46- 60= 6.3% above 60= 1.5%

- » The results of the question about the communication between MPs and their constituents are as follows:
Very good= 22.4% Average = 28.8% Fair= 2.9% Weak= 24.9% I don't Know= 21.1%

- » The results of the question about the voting of MPs on legislation in the Parliament are as follows:
Very good= 18.0% Average= 33.7% Fair= 1.5% Weak= 22.0% I don't Know= 24.9%

- » The results of the question about MPs' questions they ask the government about in the Parliament are as follows:
Very good= 12.2% Average= 34.1% Fair= 1.5% Weak= 24.4% I don't Know= 27.8%

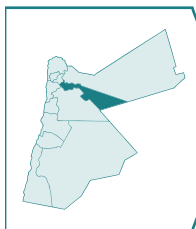
- » The results of the question about MPs' offices are as follows:
Yes, they have= 72.2% No, they don't= 9.3% I don't Know= 18.5%

- » The results of the question about how committed are the offices with the working hours are as follows:
Very good= 16.2% Average= 27.0% Fair= 20.9% Weak= 29.7% I don't Know= 6.1%

- » The results of the question about community committees MPs form to communicate with their constituents are as follows:
Yes, they have committees= 25.9% No, they don't have committees= 49.8%
I don't Know= 24.4%

- » The results of the question about MPs having Facebook accounts are as follows:
Yes= 74.6% No= 14.6% I don't Know= 10.7%

- » The results of the question about MPs having real and clear programs are as follows:
Yes= 25.4% No= 24.9% I don't Know= 49.8%



Zarqa 1st Electoral District

- » Respondents gender: Male= 46.2% Female= 53.8%

- » There was a good representation of all age segments in the society:
18- 30 years old= 66.1% 31- 45= 25.2% 46- 60= 7.8% above 60= 0.8%

- » The results of the question about the communication between MPs and their constituents are as follows:
Very good= 34.0% Average = 48.0% Fair= 10.0% Weak= 8.0% I don't Know= 1.5%

- » The results of the question about the voting of MPs on legislation in the Parliament are as follows:
Very good= 18.4% Average= 35.5% Fair= 30.7% Weak= 13.8% I don't Know= 1.5%

- » The results of the question about MPs' questions they ask the government about in the Parliament are as follows:
Very good= 14.3% Average= 35.2% Fair= 30.5% Weak= 17.4% I don't Know= 2.6%

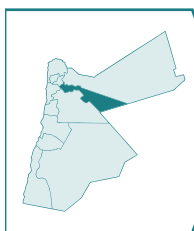
- » The results of the question about MPs' offices are as follows:
Yes, they have= 37.1% No, they don't= 18.2% I don't Know= 44.7%

- » The results of the question about how committed are the offices with the working hours are as follows:
Very good= 32.6% Average= 37.7% Fair= 22.3% Weak= 2.3% I don't Know= 5.1%

- » The results of the question about community committees MPs form to communicate with their constituents are as follows:
Yes, they have committees= 50.4% No, they don't have committees= 14.6%
I don't Know= 35.0%

- » The results of the question about MPs having Facebook accounts are as follows:
Yes= 39.0% No= 13.3% I don't Know= 47.7%

- » The results of the question about MPs having real and clear programs are as follows:
Yes= 50.2% No= 14.4% I don't Know= 35.4%



Zarqa 2nd Electoral District

- » Respondents gender: Male= 46.2% Female= 53.8%

- » There was a good representation of all age segments in the society:
18- 30 years old= 66.1% 31- 45= 25.2% 46- 60= 7.8% above 60= 0.8%

- » The results of the question about the communication between MPs and their constituents are as follows:
Very good= 34.0% Average= 48.0% Fair= 10.0% Weak= 8.0% I don't Know= 0.0%

- » The results of the question about the voting of MPs on legislation in the Parliament are as follows:
Very good= 11.4% Average= 10.2% Fair= 5.5% Weak= 24.0% I don't Know= 18.9%

- » The results of the question about MPs' questions they ask the government about in the Parliament are as follows:
Very good= 11.0% Average= 40.9% Fair= 4.7% Weak= 22.4% I don't Know= 20.9%

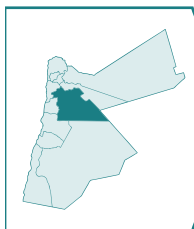
- » The results of the question about MPs' offices are as follows:
Yes, they have= 37.1% No, they don't= 18.2% I don't Know= 44.7%

- » The results of the question about how committed are the offices with the working hours are as follows:
Very good= 37.1% Average= 37.7% Fair= 18.2% Weak= 2.3% I don't Know= 44.7%

- » The results of the question about community committees MPs form to communicate with their constituents are as follows:
Yes, they have committees= 50.4% No, they don't have committees= 14.6%
I don't Know= 35.0%

- » The results of the question about MPs having Facebook accounts are as follows:
Yes= 39.0% No= 13.3% I don't Know= 47.7%

- » The results of the question about MPs having real and clear programs are as follows:
Yes= 50.2% No= 14.4% I don't Know= 35.4%



Amman 1st Electoral District

- » Respondents gender: Male= 49.0% Female= 51.0%

- » There was a good representation of all age segments in the society:
18- 30 years old= 17.9% 31- 45= 37.4% 46- 60= 43.4% above 60= 1.3%

- » The results of the question about the communication between MPs and their constituents are as follows:
Very good= 3.0% Average = 24.5% Fair= 20.9% Weak= 41.4% I don't Know= 10.3%

- » The results of the question about the voting of MPs on legislation in the Parliament are as follows:
Very good= 1.3% Average= 18.5% Fair= 28.5% Weak= 43.4% I don't Know= 8.3%

- » The results of the question about MPs' questions they ask the government about in the Parliament are as follows:
Very good= 1.0% Average= 20.9% Fair= 22.5% Weak= 46.3% I don't Know= 9.3%

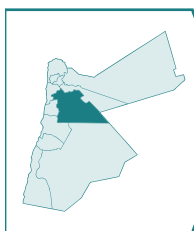
- » The results of the question about MPs' offices are as follows:
Yes, they have= 63.6% No, they don't= 16.9% I don't Know= 19.5%

- » The results of the question about how committed are the offices with the working hours are as follows:
Very good= 5.7% Average= 30.2% Fair= 17.2% Weak= 32.8% I don't Know= 14.1%

- » The results of the question about community committees MPs form to communicate with their constituents are as follows:
Yes, they have committees= 29.8% No, they don't have committees= 32.8%
I don't Know= 37.4%

- » The results of the question about MPs having Facebook accounts are as follows:
Yes= 54.3% No= 17.5% I don't Know= 28.2%

- » The results of the question about MPs having real and clear programs are as follows:
Yes= 27.8% No= 41.4% I don't Know= 30.8%



Amman 2nd Electoral District

- » Respondents gender: Male= 84.4% Female= 15.6%

- » There was a good representation of all age segments in the society:
18- 30 years old= 37.8% 31- 45= 30.9% 46- 60= 29.6% above 60= 1.6%

- » The results of the question about the communication between MPs and their constituents are as follows:
Very good= 22.1% Average = 38.1% Fair= 21.8% Weak= 13.4% I don't Know= 4.6%

- » The results of the question about the voting of MPs on legislation in the Parliament are as follows:
Very good= 11.1% Average= 26.7% Fair= 41.7% Weak= 17.3% I don't Know= 3.3%

- » The results of the question about MPs' questions they ask the government about in the Parliament are as follows:
Very good= 16.3% Average= 28.7% Fair= 30.0% Weak= 20.2% I don't Know= 4.9%

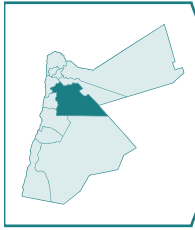
- » The results of the question about MPs' offices are as follows:
Yes, they have= 30.9% No, they don't= 34.2% I don't Know= 34.9%

- » The results of the question about how committed are the offices with the working hours are as follows:
Very good= 23.2% Average= 45.3% Fair= 14.7% Weak= 13.7% I don't Know= 3.2%

- » The results of the question about community committees MPs form to communicate with their constituents are as follows:
Yes, they have committees= 33.9% No, they don't have committees= 45.3%
I don't Know= 20.8%

- » The results of the question about MPs having Facebook accounts are as follows:
Yes= 52.4% No= 23.5% I don't Know= 24.1%

- » The results of the question about MPs having real and clear programs are as follows:
Yes= 47.6% No= 32.6 I don't Know= 19.9%



Amman 3rd Electoral District

- » Respondents gender: Male= 53.6% Female= 46.4%

- » There was a good representation of all age segments in the society:
18- 30 years old= 25.2% 31- 45= 30.1% 46- 60= 34.4% above 60= 9.3%

- » The results of the question about the communication between MPs and their constituents are as follows:
Very good= 14.2% Average = 24.8% Fair= 15.2% Weak= 41.4% I don't Know= 4.3%

- » The results of the question about the voting of MPs on legislation in the Parliament are as follows:
Very good= 10.9% Average= 25.2% Fair= 18.9% Weak= 39.1% I don't Know= 6.0%

- » The results of the question about MPs' questions they ask the government about in the Parliament are as follows:
Very good= 10.6% Average= 32.2% Fair= 21.2% Weak= 38.7% I don't Know= 6.3%

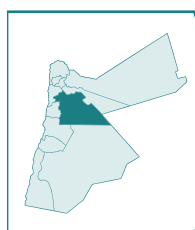
- » The results of the question about MPs' offices are as follows:
Yes, they have= 63.6% No, they don't= 16.9% I don't Know= 19.5%

- » The results of the question about how committed are the offices with the working hours are as follows:
Very good= 5.7% Average= 30.2% Fair= 17.2% Weak= 32.8% I don't Know= 14.1%

- » The results of the question about community committees MPs form to communicate with their constituents are as follows:
Yes, they have committees= 29.8% No, they don't have committees= 32.8%
I don't Know= 37.4%

- » The results of the question about MPs having Facebook accounts are as follows:
Yes= 54.3% No= 17.5% I don't Know= 28.2%

- » The results of the question about MPs having real and clear programs are as follows:
Yes= 27.8% No= 41.4% I don't Know= 30.8%



Amman 4th Electoral District

- » Respondents gender: Male= 41.2% Female= 51.5%

- » There was a good representation of all age segments in the society:
18- 30 years old= 41.2% 31- 45= 28.4% 46- 60= 24.5% above 60= 5.9%

- » The results of the question about the communication between MPs and their constituents are as follows:
Very good= 5.4% Average = 22.1% Fair= 22.5% Weak= 47.5% I don't Know= 2.5%

- » The results of the question about the voting of MPs on legislation in the Parliament are as follows:
Very good= 3.4% Average= 26.0% Fair= 23.5% Weak= 44.6% I don't Know= 2.5%

- » The results of the question about MPs' questions they ask the government about in the Parliament are as follows:
Very good= 2.9% Average= 23.5% Fair= 27.0% Weak= 42.2% I don't Know= 4.4%

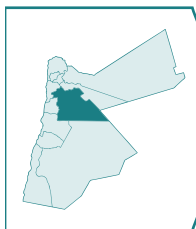
- » The results of the question about MPs' offices are as follows:
Yes, they have= 30.4% No, they don't= 28.9% I don't Know= 40.7%

- » The results of the question about how committed are the offices with the working hours are as follows:
Very good= 6.5% Average= 35.5% Fair= 22.6% Weak= 25.8% I don't Know= 9.7%

- » The results of the question about community committees MPs form to communicate with their constituents are as follows:
Yes, they have committees= 17.2% No, they don't have committees= 42.6%
I don't Know= 40.2%

- » The results of the question about MPs having Facebook accounts are as follows:
Yes= 57.8% No= 15.7% I don't Know= 26.5%

- » The results of the question about MPs having real and clear programs are as follows:
Yes= 43.1% No= 42.6% I don't Know= 14.2%



Amman 5th Electoral District

- » Respondents gender: Male= 61.3% Female= 38.7%

- » There was a good representation of all age segments in the society:
18- 30 years old= 38.7% 31- 45= 19.3% 46- 60= 32.2% above 60= 9.8%

- » The results of the question about the communication between MPs and their constituents are as follows:
Very good= 17.6% Average = 26.1% Fair= 14.0% Weak= 36.4% I don't Know= 5.9%

- » The results of the question about the voting of MPs on legislation in the Parliament are as follows:
Very good= 12.9% Average= 21.6% Fair= 12.6% Weak= 41.7% I don't Know = 11.2%

- » The results of the question about MPs' questions they ask the government about in the Parliament are as follows:
Very good= 14.0% Average= 19.6% Fair= 13.2% Weak= 43.4% I don't Know= 9.8%

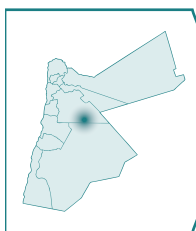
- » The results of the question about MPs' offices are as follows:
Yes, they have= 33.3% No, they don't= 19.0% I don't Know= 47.6%

- » The results of the question about how committed are the offices with the working hours are as follows:
Very good= 21.8% Average= 21.0% Fair= 10.1% Weak= 11.8% I don't Know= 35.3%

- » The results of the question about community committees MPs form to communicate with their constituents are as follows:
Yes, they have committees= 23.5% No, they don't have committees= 49.6%
I don't Know= 26.9%

- » The results of the question about MPs having Facebook accounts are as follows:
Yes= 69.2% No= 6.4% I don't Know= 24.4%

- » The results of the question about MPs having real and clear programs are as follows:
Yes= 21.3% No= 45.7% I don't Know= 33.1%



Central Badia Electoral District

- » Respondents gender: Male= 53.1% Female= 46.7%

- » There was a good representation of all age segments in the society:
18- 30 years old= 27.5% 31- 45= 16.4% 46- 60= 29.0% above 60= 1.4%

- » The results of the question about the communication between MPs and their constituents are as follows:
Very good= 13.5% Average = 16.4% Fair= 10.6% Weak= 56.0% I don't Know= 3.4%

- » The results of the question about the voting of MPs on legislation in the Parliament are as follows:
Very good= 11.6% Average= 7.7% Fair= 11.6% Weak= 55.6% I don't Know= 13.5%

- » The results of the question about MPs' questions they ask the government about in the Parliament are as follows:
Very good= 13.0% Average= 6.3% Fair= 8.7% Weak= 60.4% I don't Know= 11.6%

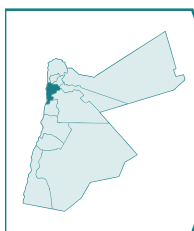
- » The results of the question about MPs' offices are as follows:
Yes, they have= 16.4% No, they don't= 42.5% I don't Know= 41.1%

- » The results of the question about how committed are the offices with the working hours are as follows:
Very good= 61.8% Average= 17.6% Fair= 2.9% Weak= 2.9% I don't Know= 14.7%

- » The results of the question about community committees MPs form to communicate with their constituents are as follows:
Yes, they have committees= 15.9% No, they don't have committees= 61.4%
I don't Know= 22.7%

- » The results of the question about MPs having Facebook accounts are as follows:
Yes= 27.1% No= 30.9% I don't Know= 42.0%

- » The results of the question about MPs having real and clear programs are as follows:
Yes= 14.5% No = 72.9% I don't Know= 12.9%



Balqa Electoral District

- » Respondents gender: Male= 64.6% Female= 35.4%

- » There was a good representation of all age segments in the society:
18- 30 years old= 36.4% 31- 45= 35.9% 46- 60= 25.0% above 60= 2.6%

- » The results of the question about the communication between MPs and their constituents are as follows:
Very good= 20.2% Average = 21.3% Fair= 6.7% Weak= 25.5% I don't Know= 26.2%

- » The results of the question about the voting of MPs on legislation in the Parliament are as follows:
Very good= 14.4% Average= 21.8% Fair= 4.4% Weak= 25.5% I don't Know= 33.8%

- » The results of the question about MPs' questions they ask the government about in the Parliament are as follows:
Very good= 14.4% Average= 21.8% Fair= 4.4% Weak= 33.8% I don't Know= 4.4%

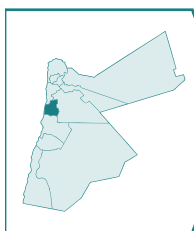
- » The results of the question about MPs' offices are as follows:
Yes, they have= 43.8% No, they don't= 33.3% I don't Know= 22.9%

- » The results of the question about how committed are the offices with the working hours are as follows:
Very good= 25.3% Average= 20.5% Fair= 31.3% Weak= 19.3% I don't Know= 3.6%

- » The results of the question about community committees MPs form to communicate with their constituents are as follows:
Yes, they have committees= 32.6% No, they don't have committees= 41.4%
I don't Know= 26.1%

- » The results of the question about MPs having Facebook accounts are as follows:
Yes= 27.1% No= 30.9% I don't Know= 42.0%

- » The results of the question about MPs having real and clear programs are as follows:
Yes= 66.9% No= 14.8% I don't Know= 18.3%



Madaba Electoral District

- » Respondents gender: Male= 22.2% Female= 77.8%

- » There was a good representation of all age segments in the society:
18- 30 years old= 34.1% 31- 45= 43.7% 46- 60= 22.2% above 60= 0.0%

- » The results of the question about the communication between MPs and their constituents are as follows:
Very good= 6.7% Average = 12.7% Fair= 5.2% Weak= 12.7% I don't Know= 62.7%

- » The results of the question about the voting of MPs on legislation in the Parliament are as follows:
Very good= 2.0% Average= 7.1% Fair= 2.0% Weak= 19.4% I don't Know= 69.4%

- » The results of the question about MPs' questions they ask the government about in the Parliament are as follows:
Very good= 2.8% Average= 11.9% Fair= 1.6% Weak= 11.9% I don't Know= 71.8%

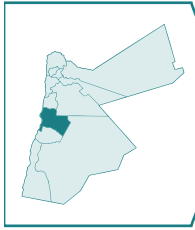
- » The results of the question about MPs' offices are as follows:
Yes, they have= 13.1% No, they don't= 49.2% I don't Know= 37.7%

- » The results of the question about how committed are the offices with the working hours are as follows:
Very good= 6.1% Average= 24.2% Fair= 15.2% Weak= 30.3% I don't Know= 24.2%

- » The results of the question about community committees MPs form to communicate with their constituents are as follows:
Yes, they have committees= 8.3% No, they don't have committees= 64.7%
I don't Know= 27.0%

- » The results of the question about MPs having Facebook accounts are as follows:
Yes= 69.8% No= 10.7% I don't Know= 19.4%

- » The results of the question about MPs having real and clear programs are as follows:
Yes= 9.9% No= 46.0% I don't Know= 44.0%



Karak Electoral District

- » Respondents gender: Male= 44.1% Female= 55.9%

- » There was a good representation of all age segments in the society:
18- 30 years old= 63.2% 31- 45= 27.6% 46- 60= 8.7% above 60= 0.5%

- » The results of the question about the communication between MPs and their constituents are as follows:
Very good= 23.0% Average = 22.1% Fair= 8.9% Weak= 19.2% I don't Know= 26.7%

- » The results of the question about the voting of MPs on legislation in the Parliament are as follows:
Very good= 19.4% Average= 27.9% Fair= 1.8% Weak= 22.0% I don't Know= 28.9%

- » The results of the question about MPs' questions they ask the government about in the Parliament are as follows:
Very good= 20.9% Average= 28.1% Fair= 9.1% Weak= 17.8% I don't Know= 24.1%

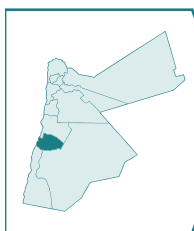
- » The results of the question about MPs' offices are as follows:
Yes, they have= 26.7% No, they don't= 52.8% I don't Know= 20.5%

- » The results of the question about how committed are the offices with the working hours are as follows:
Very good= 60.5% Average= 27.2% Fair= 4.1% Weak= 1.4% I don't Know= 6.8%

- » The results of the question about community committees MPs form to communicate with their constituents are as follows:
Yes, they have committees= 27.2% No, they don't have committees= 47.2%
I don't Know= 25.6%

- » The results of the question about MPs having Facebook accounts are as follows:
Yes= 47.5% No= 25.4% I don't Know= 27.0%

- » The results of the question about MPs having real and clear programs are as follows:
Yes= 28.1% No= 37.7% I don't Know= 34.1%



Tafileh Electoral District

- » Respondents gender: Male= 50.6% Female= 49.4%

- » There was a good representation of all age segments in the society:
18- 30 years old= 43.2% 31- 45= 39.5% 46- 60= 15.4% above 60= 1.9%

- » The results of the question about the communication between MPs and their constituents are as follows:
Very good= 20.5% Average = 19.3% Fair= 16.2% Weak= 44.0% I don't Know= 0.0%

- » The results of the question about the voting of MPs on legislation in the Parliament are as follows:
Very good= 17.8% Average= 14.7% Fair= 20.5% Weak= 47.1% I don't Know= 0.0%

- » The results of the question about MPs' questions they ask the government about in the Parliament are as follows:
Very good= 15.8% Average= 16.6% Fair= 19.7% Weak= 47.9% I don't Know= 0.0%

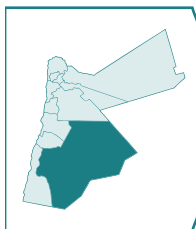
- » The results of the question about MPs' offices are as follows:
Yes, they have= 19.3% No, they don't= 36.7% I don't Know= 44.0%

- » The results of the question about how committed are the offices with the working hours are as follows:
Very good= 30.0% Average= 42.0% Fair= 24.0% Weak= 2.0% I don't Know= 2.0%

- » The results of the question about community committees MPs form to communicate with their constituents are as follows:
Yes, they have committees= 26.6% No, they don't have committees= 33.6%
I don't Know= 39.8%

- » The results of the question about MPs having Facebook accounts are as follows:
Yes= 32.8% No= 18.9% I don't Know= 48.3%

- » The results of the question about MPs having real and clear programs are as follows:
Yes= 23.2% No= 45.6% I don't Know= 31.1%



Ma'an Electoral District

- » Respondents gender: Male= 46.2% Female= 53.8%

- » There was a good representation of all age segments in the society:
18- 30 years old= 26.3% 31- 45= 47.4% 46- 60= 26.3% above 60= 0.0%

- » The results of the question about the communication between MPs and their constituents are as follows:
Very good= 36.3% Average = 31.9% Fair= 11.2% Weak= 10.8% I don't Know= 10.0%

- » The results of the question about the voting of MPs on legislation in the Parliament are as follows:
Very good= 42.2% Average= 13.5% Fair= 36.3% Weak= 7.6% I don't Know= 0.4%

- » The results of the question about MPs' questions they ask the government about in the Parliament are as follows:
Very good= 52.2% Average= 18.7% Fair= 22.3% Weak= 6.4% I don't Know= 0.4%

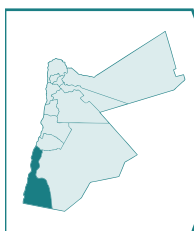
- » The results of the question about MPs' offices are as follows:
Yes, they have= 3.6% No, they don't= 70.5% I don't Know= 25.9%

- » The results of the question about how committed are the offices with the working hours are as follows:
Very good= 55.6% Average= 0.0% Fair= 0.0% Weak= 11.1% I don't Know= 33.3%

- » The results of the question about community committees MPs form to communicate with their constituents are as follows:
Yes, they have committees= 60.2% No, they don't have committees= 29.9%
I don't Know= 10.0%

- » The results of the question about MPs having Facebook accounts are as follows:
Yes= 92.4% No= 6.0% I don't Know= 1.6%

- » The results of the question about MPs having real and clear programs are as follows:
Yes= 43.4% No= 31.1% I don't Know= 25.5%



Aqaba Electoral District

- » Respondents gender: Male= 42.7% Female= 57.3%

- » There was a good representation of all age segments in the society:
18- 30 years old= 40.0% 31- 45= 53.3% 46- 60= 6.7% above 60= 0.0%

- » The results of the question about the communication between MPs and their constituents are as follows:
Very good= 16.7% Average = 44.7% Fair= 20.7% Weak= 12.7% I don't Know= 5.3%

- » The results of the question about the voting of MPs on legislation in the Parliament are as follows:
Very good= 22.0% Average= 52.7% Fair= 4.7% Weak= 17.3% I don't Know = 3.3%

- » The results of the question about MPs' questions they ask the government about in the Parliament are as follows:
Very good= 19.3% Average= 54.0% Fair= 8.7% Weak= 15.3% I don't Know= 2.7%

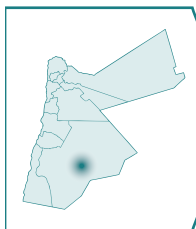
- » The results of the question about MPs' offices are as follows:
Yes, they have= 74.0% No, they don't= 13.3% I don't Know= 12.7%

- » The results of the question about how committed are the offices with the working hours are as follows:
Very good= 36.9% Average= 21.6% Fair= 9.0% Weak= 16.2% I don't Know= 16.2%

- » The results of the question about community committees MPs form to communicate with their constituents are as follows:
Yes, they have committees= 57.3% No, they don't have committees= 21.3%
I don't Know= 21.3%

- » The results of the question about MPs having Facebook accounts are as follows:
Yes= 37.3% No= 21.3% I don't Know= 14.3%

- » The results of the question about MPs having real and clear programs are as follows:
Yes= 54.7% No= 15.3% I don't Know= 30.0%



South Badia Electoral District

- » Respondents gender: Male= 53.2% Female= 46.8%

- » There was a good representation of all age segments in the society:
18- 30 years old= 58.6% 31- 45= 32.0% 46- 60= 7.9% above 60= 1.5%

- » The results of the question about the communication between MPs and their constituents are as follows:
Very good= 23.2% Average = 15.3% Fair= 12.3% Weak= 36.4% I don't Know= 12.8%

- » The results of the question about the voting of MPs on legislation in the Parliament are as follows:
Very good= 23.2% Average= 11.3% Fair= 12.3% Weak= 31.0% I don't Know= 22.2%

- » The results of the question about MPs' questions they ask the government about in the Parliament are as follows:
Very good= 24.1% Average= 12.3% Fair= 12.3% Weak= 28.1% I don't Know= 23.2%

- » The results of the question about MPs' offices are as follows:
Yes, they have= 9.9% No, they don't= 49.2% I don't Know= 40.9%

- » The results of the question about how committed are the offices with the working hours are as follows:
Very good= 15.0% Average= 35.0% Fair= 10.0% Weak= 150% I don't Know= 25.0%

- » The results of the question about community committees MPs form to communicate with their constituents are as follows:
Yes, they have committees= 11.8% No, they don't have committees= 54.7%
I don't Know= 33.5%

- » The results of the question about MPs having Facebook accounts are as follows:
Yes= 50.7% No= 18.2% I don't Know= 31.1%

- » The results of the question about MPs having real and clear programs are as follows:
Yes= 17.7% No= 50.2% I don't Know= 32.1%

Recommendations for the Report's Findings to Improve Parliamentary Work

Recommendations for Parliamentarians towards their Constituencies

1. Establish community committees at the electoral levels to strengthen communication between parliamentarians and their electoral bases;
2. Enhance parliamentarians' discussions with their constituencies about legislative and oversight performance in local sessions to exchange points of view;
3. Parliaments should publish the addresses of their offices and announce periodic meetings through social media to facilitate communication with the electoral bases;
4. Promote transparency of parliamentary performance and publish all the work in the different media platforms;
5. Educate the public at local and national levels about the legislative and government oversight role of MPs in order change the stereotype that MPs only provide services to constituents;
6. Consider the recommendations and suggestions made by civil society institutions in parliament performance monitoring reports;
7. Involve civil society institutions in the discussions held within the Parliament, especially those related to monitoring and oversight of government performance, so that they can participate in decision-making;

Recommendations for Constituencies towards their Representatives

1. Support the communications with the MPs by enhancing regular meetings between MPs and their constituents which will increase the political participation of constituents and also promote the principles of participation, transparency, accountability, and local decision-making;
2. Elevate the role of constituents from mere voters to active participants in local decision-making by providing project proposals to MPs and follow them up through different communication means available;

Recommendations for Civil Society Institutions towards Parliamentarians

1. Civil society institutions should play their role to link decision makers with local communities so that the latter can participate in decision-making.
 2. Provide policies, researches, and studies that can support the legislative discussions held by MPs in the Parliament;
-

This report comes as one of the outputs of the project " Empowering Jordanian CBOs to Enhance Local Parliamentary Accountability ", which aims to improve parliamentary performance by strengthening community accountability practices, increasing communication between parliaments and electoral bases to reflect the aspirations of voters within parliament and enhancing citizens' participation in parliamentary legislation and parliamentary monitoring.

It also aims to inform the electoral bases about the performance of their representatives who were elected during their time as members of the House of Representatives, and to enable them to use the information and results concluded by the report as a monitoring tool to hold parliaments accountable, which enhances the principles of responsibility, accountability and raises the awareness of these electoral bases with these principles. This report also helps prospective voters develop selection criteria to properly represent them in the future.

The preparation of this report was co-funded by the European Union and the Spanish Agency for International Development Cooperation (AECID). The content of the report is the sole responsibility of We Participate for Civil Society Development and does not necessarily represent the views of the European Union and the Spanish Agency for International Development Cooperation.



This project is co-funded by
the European Union



We Participate for Civil Society Development



+962 79 8266 195



info@weparticipate.org



weparticipate.org



Participate.We



@We_Participate1



we.participate



We Participate Center for Civil Society Development